

Puppy Training

BASIC TRAINING TASKS

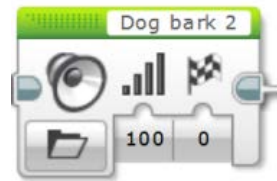


When you complete all of these tasks, you and your puppy will be eligible to participate in the Advanced Pet Challenges.

TASK 1:

SPEAK

Train your puppy to bark for up to five seconds, but only when you give the command to speak. Otherwise it should remain quiet.



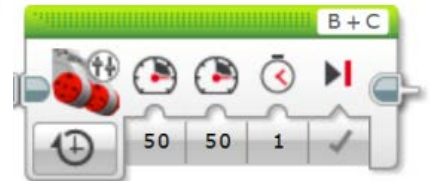
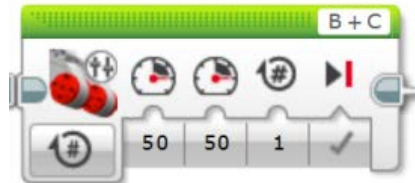
WAIT until **SOUND SENSOR** hears command, then **BARK** for a **RANDOM** amount of time.

TASK 2:

FETCH

There are three kinds of turns:

- SPIN TURN (one wheel goes forward and the other backward)
- PIVOT TURN (one wheel goes forward and the other is stopped)
- SLOW TURN (both wheels go forward but one goes faster than the other)



Train your puppy to run to the finish line, turn around, and come back twice.

Drive FORWARD to the far line using **ROTATIONS**, **SPIN TURN** left, then **FORWARD** until back at the start.
Drive FORWARD to the far line using **SECONDS**, **PIVOT TURN** right, then **FORWARD** until back at the start.

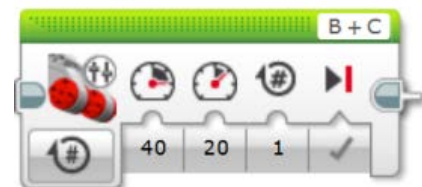
(Hint: 1 rotation turns the wheel around once. How big around is your wheel?)

TASK 3:

CHASE YOUR TAIL

Puppies like to chase their tails. Have your puppy complete 3 circles, each one bigger than the last.

Complete 3 CIRCLES. Each must be larger than the last. You must **FINISH** where you started.



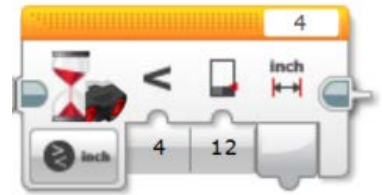
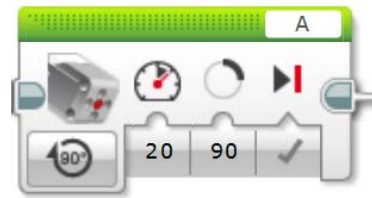
TASK 4:

GUARD DOG

Train your puppy to be a guard dog.

Puppy should look 90 degrees left, straight forward, and 90 degrees right

watching for any unexpected movements. If it sees something, puppy should growl and bark.



Constantly **ROTATE** puppy's head while scanning for any close objects. If an object is found, stop rotating, **GROWL** and **BARK** until intruder leaves. Then resume scanning.

TASK 5:

WALK THE DOG

Walk your puppy with your "leash" (a flashlight).

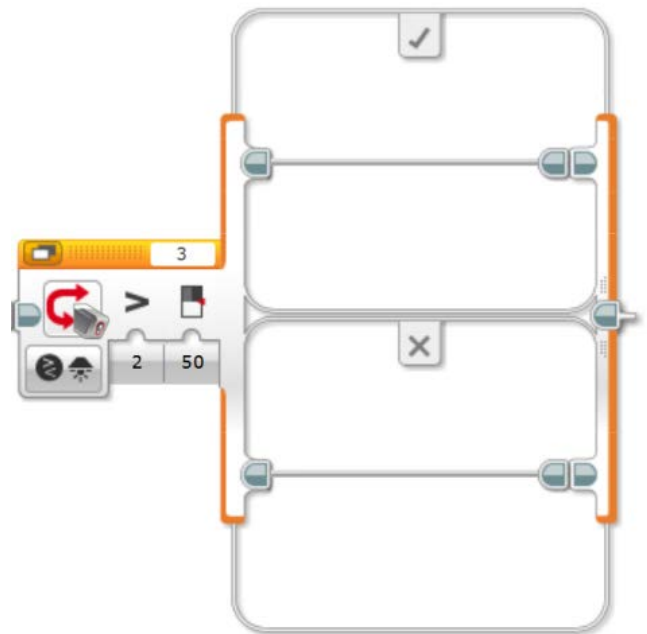
When you lead your puppy with the leash, it should walk.

When you stop leading your puppy, it should stop and whine while it waits for you.

Walk **FORWARD** when flashlight is shining on puppy.

STOP and **WHINE** when light is not shining.

(Hint: Using a COLOR SENSOR set to read AMBIENT LIGHT would be the way to go here!)



TASK 6:

FIND TOY

A toy will be hidden somewhere in the "yard." You will not know

where the toy will be placed, so your puppy must conduct a search for it.

Conduct a search of the yard, looking for the toy. When puppy finds the object,

STOP, **SMELL**, then **BARK** once.

(Hint: Using PORT VIEW and a COLOR SENSOR set to read REFLECTED LIGHT would be the way to go here!)

